

S281 EXTREME


550HP / 525TQ






A WORD OF ADVICE ABOUT OWNING A SALEEN S281 EXTREME

BE PREPARED FOR A DRASTIC INCREASE IN POPULARITY, AS YOU ARE ABOUT TO BE SURROUNDED BY AWESTRUCK NEIGHBORS, TOLLBOOTH ATTENDANTS, AND PARKING VALETS BEGGING TO HEAR ALL ABOUT YOUR NEW RIDE. JUST KEEP IN MIND YOU ARE NOW ONE OF THE FEW WHO POSSESS THE POWER TO ENLIGHTEN YOUR OVERZEALOUS ADMIRERS WITHOUT SAYING A WORD. SO DON'T WASTE YOUR BREATH ON MIND-BLOWING STATS LIKE 550 HORSEPOWER AND 4.1 SECONDS 0-TO-60. SIMPLY INVITE THEM IN AND LET YOUR RIGHT FOOT DO THE TALKING. THAT OUGHT TO PLACATE THEM FOR A WHILE.



BE PREPARED
FOR A DRASTIC INCREASE IN
POPULARITY



Aerodynamic Wing

Leather Performance Driving Seats
with Louvered Head Rest

Forged Aluminum Pistons
Forged Steel Connecting Rods
Forged Steel Crankshaft
Ported Aluminum Cylinder Heads


Aluminum Hood
with Heat Extraction

Hi-Flow Inlet Tube
& Air Box Cover

Twin Gauge Pod with
Boost & Air Temperature

Series VI Integrated
Twin-Screw Supercharger
Dual-Stage Water-to-Air
Intercooler System

HID Headlights



MaxGrip™ Speed-Sensitive
Limited Slip Differential
with 4.10:1 Final Drive

20" Forged 5-Spoke
One-Piece Wheels

Aluminum Dual-Core
Radiator & High-Flow
Cooling System

Heat Exchanger

Carbon Fiber
Rear Diffuser

Light-Weight
Aluminum Driveshaft

Close-Ratio 6-Speed
Manual Transmission

15" Slotted & Vented Disc Brake
System with 6-Piston Calipers

Carbon Fiber
Front Splitter

FOR A COMPLETE LIST OF FEATURES & SPECIFICATIONS, SEE BACK

S281 EXTREME

FEATURES & SPECIFICATIONS - COUPE & CONVERTIBLE



ENGINE

281 CID (4.6L) 3-Valve SOHC V8
550 HP @ 6100 RPM
525 lb-ft TQ @ 4900 RPM
3.55" x 3.54" Bore & Stroke
39 lb/hr Fuel Injectors
98 mm MAF
Series VI Integrated Twin-Screw Supercharger
Dual-Stage Water-to-Air Intercooler System
Hi-Flow Inlet Tube, Air Box Cover & Filter
Forged Aluminum Pistons
Forged Steel Connecting Rods
Forged Steel Crankshaft
Ported Aluminum Cylinder Heads
Aluminum Dual-Core Radiator
& High-Flow Cooling System
PowerFlash™ Performance Calibration
2.5" Stainless Steel Center Exhaust System

DRIVETRAIN

Close-Ratio 6-Speed Manual Transmission
Light-Weight Aluminum Flywheel
High Performance Clutch
Light-Weight Aluminum Driveshaft
MaxGrip™ Speed-Sensitive LSD
with 4.10:1 Final Drive

RACECRAFT SUSPENSION

Linear-Rate, Coil-Over Springs (F/R)
Sway Bars, 1.38" with HD Bushings (F), 0.79" (R)
Front Struts (N.), Rear Shocks (N.)
Three Link, Live Rear Axle with Panhard Rod

BRAKING SYSTEM

Power Assisted 4-Wheel Disk Brakes with ABS
15" Slotted & Vented Front Disc Brake
System with 6-Piston Calipers
11.8" Slotted & Vented Rear Disc Brake System

WHEELS & TIRES

Forged 5-Spoke One-Piece Wheels
20" x 9" (F), 20" x 10" (R)
Or Alloy 7-Spoke Wheels
20" x 9" (F), 20" x 10" (R)
Ultra High Performance Pirelli
P-Zero Rosso Tires
275/35ZR20 (F), 275/40ZR20 (R)
Tire Pressure Monitoring System

OPTIONAL

Chrome Finish
Michelin Pilot Sport II Tire Upgrade

INTERIOR

Leather Performance Driving Seats
with Louvered Head Rest, 6-Way Power
Adjustable Driver's Seat & Power Lumbar
200 MPH Speedometer with Black Faced Gauges
Twin-Gauge Pod with Boost & Air Temperature
Chrome Dash Vents & Bezels
Leather-Wrapped Steering Wheel with Badge
Leather Wrapped Billet Shift Knob
& Short-Throw Shifter
Performance Driving Pedals with Driver Foot Brace
Serialized Dash Plaque
S281 Floor Mats & Aluminum Door Sill Plates
Saleen Key Fob
6-Gauge Instrument Cluster with MyColor Feature
One-Touch Up/Down Power Windows
Rockford Fosgate "Punch" Sound System

INTERIOR (CONTINUED)

Two Power Outlets
Variable-Speed Windshield Wipers
Rear Window Defroster
Air Conditioning
Dual-Power Side-View Mirrors
Saleen/Eagle One Detail Kit
Owners Document Portfolio & Warranty Guide

EXTERIOR

Aluminum Hood with Heat Extraction
Injection Molded Thermoplastic Olefin
(TPO) Front & Rear Fascias
Front Carbon Fiber Splitter
Front Grille
High Intensity Discharge (HID) Headlights
Injection Molded TPO Side Skirts & Door Cladding
Integrated Front Turn Signals
Rear Carbon Fiber Diffuser
Rear Center Body Panel
Rear Spoiler & End Caps
Rear Wing
Quarter Window Trim
S281-E Graphics & Identification
Saleen Windshield Graphic
Serialized Engine Bay Plaque
Serialized Front Bumper
Championship Wreath Graphic

OPTIONAL

Body Color Racing Quarter Window Panel
Scenic Roof
Speedster Package (Convertible Only)
Convertible Sport Bar (Convertible Only)
Wing Delete

SAFETY & SECURITY

Dual-Stage Airbags
Driver's Seat Position Sensor
Crash Severity Sensor
Lower Anchors & Tethers
for Children (LATCH) Safety Seats
Remote Keyless & Illuminated Entry System
3-Point Safety Belts for All Seating Positions
Side-Impact Door Beams

COLOR COMBINATIONS

Exterior Color/Graphic Color/Wheel Color
Performance White Clearcoat/Blue/White
Performance White Clearcoat/Black/White
Torch Red Clearcoat/Silver/Silver
Black Clearcoat/Silver/Silver
Vista Blue Clearcoat/Silver/Silver
Satin Silver Clearcoat Metallic/Black/Silver
Grabber Orange/Black/Silver
Tungsten Grey Clearcoat Metallic/Silver/Silver
Redfire Clearcoat Metallic/Silver/Silver
Alloy Clearcoat Metallic/Silver/Silver
Windveil Blue Clearcoat Metallic/Silver/Silver

Visit www.saleen.com for Additional Color Options

GENERAL DIMENSIONS & CAPACITIES

Vehicle Weight	3620 lbs
Weight Distribution	53/47 (F/R)
Wheelbase	107.10 in
Track	62.8 in/63.9 in (F/R)
Width	74.0 in
Length	189.1 in
Height	56.0 in
Trunk Space	13.1 cu ft
Fuel Capacity	15.7 gal

Specifications and prices subject to change without notice. Images may feature optional equipment.

All product illustrations and specifications are based upon current information at the time of publications. Saleen, Inc., reserves the right to make changes from time to time, without notice or obligation, in prices, specifications, colors and materials, and to change or discontinue models or optional equipment. Saleen, Inc., does not encourage or condone unsafe or illegal driving. Always wear your seat belt.

©Saleen, 2006-07. "Saleen," "S7," Racecraft, PowerFlash, Power in the Hands of a Few and other marks are registered trademarks of Saleen, Inc.

10-7269-C15660A 10-06



POWER IN THE HANDS OF A FEW

Irvine, California
949 597 4900
www.saleen.com